



#### 4.2.4 Average annual expenditure for purchase of books and journals during the last five year (INR in lakhs)

Year of Expenditure	Expenditure on the purchase of Journals in(INR in lakhs)	Expenditure on the purchase of books in(INR in lakhs)	Expenditure on subscription to e-journals and other e-resources(INR in lakhs)
2015-16	0.1658	0.18967	0
2016-17	0.14699	4.79778	0
2017-18	0.0876	3.45382	0.2
2018-19	0.21114	6.95781	0.0748
2019-20	0.38335	6.71452	0
Total	0.99488	22.1136	0.2748

\*(includes in Book expenditure)


  
Chief Accounts Officer  
Shree Somnath Sanskrit University  
Veraval (Gujarat)

Particulars	31.03.2016	31.03.2015
<b>18 EXAMINATION EXPENSES</b>		
Papers and other printing charges	393100	360486
Remuneration and honorarium	2634242	2599915
Travelling expenses	79720	67475
Other Exam conduction expenses	1110689	1172524
Total Rs.	4217751	4200400
<b>19 REPAIRS AND MAINTENANCE</b>		
Building & Estate maintenance	2030113	485801
Furniture & equipment maintenance	406890	407087
Vehicle maintenance	175245	145640
Electricity charges	251772	173469
Water charges	11000	12000
Property taxes	5454	5354
Total Rs.	2880474	1229351
<b>20 ADMINISTRATIVE EXPENSES</b>		
Rent, rates and taxes	180276	180170
Security expenses	1063756	933690
Telephone postages & courier charges	297475	235060
Stationery & printing charges	303638	238668
Travelling and conveyance charges	607014	344671
Books, periodicals & subscription	16580	13267
Accounting Remuneration	-	6000
Audit/professional fee & subscriptions	19480	83421
Meetings, conferences and hospitality expenses	206484	116123
Insurance Premium	34949	43568
Contingencies and Office General Expenses	176602	96248
Advertisement / publicity expenses	127257	145600
Other sundries	3591934	638467
Total Rs.	6625445	3074953
<b>21 ENDOWMENT / SPECIFIC PURPOSE FUND EXPENDITURE :</b>		
Diploma Temple Management Grant	72000	-
Diploma Yoga Grant	48000	-
Building Construction Phase-1 Grant	15693157	54680562
Vastu - Karmakand Programme Grant	54000	-
NET/Slet Remuneration	22047	-
Rajiv Gandhi Fellowship grant	-	27,683
NSS Grant University	121360	-
NSS Grant - college unit	24010	16,597
Saptadhara Expenses	-	203,169
Poor Student Hostel Grant	876229	1,264,208
Exp. From Interest of F.D. for Medal Fund	285073	283147
AISHE - Remuneration Grant Exp.	30000	10,000
AISHE - Unit Grant Exp.	41366	37,850
Donation to SSSU - Students' Welfare Fund	-	5,000,000
	17267242	61,523,216



16	<b>ACADEMIC EXPENSES</b>		
	Payment to Visiting Faculty	271474	120934
	Total Rs.	271474	120934
17	<b>CO-CURRICULAR ACTIVITIES &amp; STUDENTS' SUPPORT SERVICE :</b>		
	Seminars, Conferences, Workshops & study tours :	315705	2703313
	Students' support services :	1789376	1232919
	Festival Celebration & Cultural Activities :	172154	781416
	Total Rs.	2277235	4717648
	<u>Particulars</u>	<u>31/03/2017</u>	<u>31/03/2016</u>
18	<b>EXAMINATION EXPENSES</b>		
	Papers and other printing charges	38814	393100
	Remuneration and honorarium	2844872	2634242
	Travelling expenses	146858	79720
	Other Exam conduction expenses	1680071	1110689
	Total Rs.	4710615	4217751
19	<b>REPAIRS AND MAINTENANCE</b>		
	Building & Estate maintenance	1092810	2030113
	Furniture & equipment maintenance	570846	406890
	Vehicle maintenance	108469	175245
	Electricity charges	739514	251772
	Water charges	13000	11000
	Property taxes	8372	5454
	Total Rs.	2533011	2880474
20	<b>ADMINISTRATIVE EXPENSES</b>		
	Rent, rates and taxes	-	180276
	Security expenses	1381281	1063756
	Telephone postages & courier charges	268961	297475
	Stationery & printing charges	186817	303638
	Travelling and conveyance charges	475267	607014
	Books, periodicals & subscription	14699	16580
	Audit/professional fee & subscriptions	24576	19480
	Meetings, conferences and hospitality expenses	115928	206484
	Insurance Premium	35962	34949
	Contingencies and Office General Expenses	683311	176602
	Advertisement / publicity expenses	231774	127257
	Other sundries	17626632	3591934
	Total Rs.	21045208	6625445
21	<b>ENDOWMENT / SPECIFIC PURPOSR FUND EXPENDITURE :</b>		
	Diploma Temple Management Grant	-	72000
	Diploma Yoga Grant	-11850	48000
	Building Construction Phase-1 Grant	-	15693157
	Vastu - Karmakand Programme Grant	-	54000
	NET/Slet Remuneration	26000	22047
	Rajiv Gandhi Fellowship grant		121360

16	<b>ACADEMIC EXPENSES</b>		
	Payment to Visiting Faculty	9427	271474
	Total Rs.	9427	271474
17	<b>CO-CURRICULAR ACTIVITIES &amp; STUDENTS' SUPPORT SERVICE :</b>		
	Seminars, Conferences, Workshops & study tours :	113480	315705
	Students' support services :	2172736	1789376
	Festival Celebration & Cultural Activities :	415223	172154
	Total Rs.	2701439	2277235
	<u>Particulars</u>	<u>31/03/2018</u>	<u>31/03/2017</u>
18	<b>EXAMINATION EXPENSES</b>		
	Papers and other printing charges	45165	38814
	Remuneration and honorarium	3014074	2844872
	Travelling expenses	-	146858
	Other Exam conduction expenses	3211727	1680071
	Total Rs.	6270966	4710615
19	<b>REPAIRS AND MAINTENANCE</b>		
	Building & Estate maintenance	594720	1092810
	Furniture & equipment maintenance	627759	570846
	Vehicle maintenance	122822	108469
	Electricity charges	870401	739514
	Water charges	6000	13000
	Property taxes	15373	8372
	Total Rs.	2237075	2533011
20	<b>ADMINISTRATIVE EXPENSES</b>		
	Rent, rates and taxes	164955	0
	Security expenses	2276863	1381281
	Telephone postages & courier charges	241042	268961
	Stationery & printing charges	121911	186817
	Travelling and conveyance charges	603394	475267
	Books, periodicals & subscription	8760	14699
	Audit/professional fee & subscriptions	23600	24576
	Meetings, conferences and hospitality expenses	234523	115928
	Insurance Premium	43237	35962
	Contingencies and Office General Expenses	830368	683311
	Advertisement / publicity expenses	-	231774
	Other sundries	2376282	17626632
	Total Rs.	6924934	21045208
21	<b>ENDOWMENT / SPECIFIC PURPOSE FUND EXPENDITURE :</b>		
	Diploma Yoga Grant	-	-11850
	Vastu - Karmakand Programme Grant	2448550	0
	NET/Slet Remuneration	-	26000
	Rajiv Gandhi Fellowship grant	-	105500
	NSS Grant University	96150	-
	NSS Grant - college unit	-	22640



	Total	27,42,750	18,92,178
19.	<b>ENDOWMENT / SPECIFIC PURPOSE FUND EXPENDITURE :</b>		
19.1.	Endowment Fund Expenses :		
	Medal/ Prize Funds - Fixed	19,455	-
	ST Girls Students' welfare Donation Fund	85,309	1,45,767
	All India Orientation Conference Donation Fund	53,20,647	-
	Sub-total	54,25,411.00	1,45,767.00
19.2.	Earmarked / specific purpose grant expenses :		
	Building Renovation grant	51,42,137	24,48,550
	Renovation grant phase-2	68,145	-
	Poor Students hostel Grant	-	6,72,339
	Rajiv Gandhi Fellowship Stipend grant	-	1,79,118
	Mahila Ayog Grant	-	1,64,071
	NSS Grant University	1,13,102	96,150
	All India Survey on Higher Education - Unit Grant	3,585	11,518
	Sub-total	53,26,969	35,71,746
	Total	1,07,52,380	37,17,513
20.	<b>ADMINISTRATIVE EXPENSES :</b>		
	Rent	11,800	1,64,955
	Security Expenses	20,62,712	22,76,863
	Telephone postages & courier charges	2,60,693	2,41,042
	Stationery & printing charges	1,62,245	1,21,911
	Travelling and conveyance charges	6,58,642	6,03,394
	Books, periodicals & subscription	21,114	8,760
	Audit / professional fee & subscriptions	1,39,270	23,600
	Meetings, convocation, conferences and hospitality expenses	7,92,661	6,01,325
	Insurance Premium	26,790	43,237
	Contingencies and Office General Expenses	4,46,207	11,31,323
	Advertisement / publicity expenses	2,31,413	-
	Total	48,13,546	52,16,410
21.	<b>CAPITAL EXPENDITURE FROM GRANT FUNDS :</b>		
	Fixed Assets Purchase (Non Govt. funds)	13,02,001	2,35,360
	Fixed Assets Purchase (Govt. funds)	38,550	14,73,163
	Total	13,40,551	17,08,523

22 **SIGNIFICANT ACCOUNTING POLICIES**


22.1 Accounting Convention :

The Entity Overview : Shree Somnath Sanskrit University is an educational institutions established as a teaching and affiliating university under Gujarat State Act, the Shree Sonmath Sanscrit University Act, 2005. The prime objects of the University is to prosecution of scientific based reserch and comprehensive study in and teaching of Sanskrit and its literature, etc and it is engaged in fulfilling the objects. The university is domiciled in the district of Gir Somnath (Gujarat) and has 37 affiliated collages accross India.


Accounting Convention : The Financial Statements are prepared under the historical cost convention in accordance with Generally accepted Accounting Principles in India following accrual based accounting.

<b>ADMINISTRATIVE EXPENSES :</b>		
<b>Rent :</b>		
House rent - VC	-	11,800.00
Sub-total	-	11,800.00
<b>Security Expenses</b>		
Contractual personnel expenses	2,809,827.00	2,062,712.00
<b>xx</b>		
Sub-total	2,809,827.00	2,062,712.00
<b>Telephone postages &amp; courier charges :</b>		
Telephone charges	57,274.00	74,191.00
Telephone charges - Mobile	11,153.00	15,500.00
Courier Charges	229,179.00	171,001.50
Sub-total	297,606.00	260,692.50
<b>Stationery &amp; printing charges :</b>		
Stationery expenses	231,454.00	162,245.00
Sub-total	231,454.00	162,245.00
<b>Travelling and conveyance charges :</b>		
Travelling expenses	785,272.00	641,032.00
Travelling expenses - Adv. Committee		
Local conveyance	20,800.00	17,610.00
Sub-total	806,072.00	658,642.00
<b>Books, periodicals &amp; subscription :</b>		
News paper / periodical Subscriptions	38,335.00	21,114.00
Sub-total	38,335.00	21,114.00
<b>Book Keeping Remuneration / expenses</b>		
Sub-total	-	-


<u>Particulars</u>		<u>31.03.2016</u>		<u>31.03.2015</u>		
<u>Description of assets</u>	<u>Gross Block</u>			<u>Depreciation</u>		<u>Net Block</u>
	<u>As at 01.04.2015</u>	<u>Addition</u>	<u>Sale/adjust.</u>	<u>As at 31.03.2016</u>	<u>For the year</u>	<u>As at 31.03.2016</u>
Lands	67354582	15741101	-	83095683	-	83095683
Extention of Buildings	796055	-	-	796055	-	796055
Buildings	348699	-	-	348699	-	348699
Computers	2144439	1808706	-	3953145	-	3953145
Furniture, etc	2315977	1621998	-	3937975	-	3937975
Furniture - VC Bunglow	132832	117000	-	249832	-	249832
Furniture in Computer Lab	239350	-	-	239350	-	239350
Office equipments	2301339	899107	-	3200446	-	3200446
Library Books	1438093	18967	-	1457060	-	1457060
Sports Equipments	99586	18760	-	118346	-	118346
Vehicles*	1728261	-	-	1728261	-	1728261
<b>Total Rs</b>	<b>78899213</b>	<b>20225639</b>	<b>-</b>	<b>99124852</b>	<b>-</b>	<b>99124852</b>
<i>Prev. year Rs</i>	<i>22704071</i>	<i>56398600</i>	<i>203458</i>	<i>78899213</i>	<i>-</i>	<i>78899213</i>
<b>7 INVESTMENTS</b>						
<b>7.1 Earmarked Fund Investments</b>						
SSSU - Students' Welfare Fund - Dena Bank					6372603	5250000
Bank Fixed Deposits					791250	774250
					<u>7163853</u>	<u>6024250</u>
<b>Total Rs.</b>					<u>7163853</u>	<u>6024250</u>
<b>8 CURRENT ASSETS, LOANS &amp; ADVANCES</b>						
<b>Cash &amp; Bank Balances</b>						
<b>8.1 Bank Balances :</b>						
<i>Balance In Fixed Deposit Accounts</i>					107592195	112344899
<i>Bank Saving A/cs</i>					4539734	-2472280
					<u>112131929</u>	<u>109872620</u>
<b>8.2 Cash in hand</b>					24368	37147
					<u>112156297</u>	<u>109909767</u>
<b>8.3 Receivables</b>						
Sponsored Project - debit Balance					391870	391870
Income Tax - TDS					15702	
Other receivables					-	195
					<u>407572</u>	<u>392065</u>
<b>Sub total - A</b>					<u>112563869</u>	<u>110301832</u>



Particulars		31/03/2017		31/03/2016	
Description of assets	Gross Block			Depreciation	Net Block
	As at 01/04/2016	Addition	Sale/adjust.	As at 31/03/2017	For the year
					As at 31/03/2017
Lands	83095683	14959012	-	98054695	98054695
Extention of Buildings	796055	-	-	796055	796055
Buildings	348699	-	-	348699	348699
Stage	-	-	-	-	-
Computers	3953145	566428	-	4519573	4519573
Furniture, etc	3937975	3821835	-	7759810	7759810
Furniture - VC Bunglow	249832	-	-	249832	249832
Furniture in Computer Lab	239350	-	-	239350	239350
Office equipments	3200446	825899	-	4026345	4026345
Library Books	1457060	479778	-	1936838	1936838
Sports Equipments	118346	57639	-	175985	175985
Vehicles*	1728261	-	-	1728261	1728261
<b>Total Rs</b>	<b>99124852</b>	<b>20710591</b>	<b>-</b>	<b>119835443</b>	<b>119835443</b>
<i>Prev. year Rs</i>	<i>78899213</i>	<i>20225639</i>	<i>-</i>	<i>99124852</i>	<i>99124852</i>
<b>7 INVESTMENTS</b>					
<b>7.1 Earmarked Fund Investments</b>					
SSSU - Students' Welfare Fund - Dena Bank				6562500	6372603
Bank Fixed Deposits				791250	791250
<b>Total Rs.</b>				<b>7353750</b>	<b>7163853</b>
<b>8 CURRENT ASSETS, LOANS &amp; ADVANCES</b>					
Cash & Bank Balances					
<b>8.1 Bank Balances :</b>					
Balance In Fixed Deposit Accounts				183608322	107592195
Bank Saving A/cs				122025	4539734
				<b>183730347</b>	<b>112131929</b>
<b>8.2 Cash in hand</b>				10281	24368
				<b>183740628</b>	<b>112156297</b>
<b>8.3 Receivables</b>					
Sponsored Project - debit Balance				391870	391870
Income Tax - TDS				81309	15702
Other receivables				380	-
				<b>473559</b>	<b>407572</b>
<b>Sub total - A</b>				<b>184214187</b>	<b>112563869</b>



<u>Particulars</u>		<u>31/03/2018</u>		<u>31/03/2017</u>	
<b>6 FIXED ASSETS</b>					
	<u>Gross Block</u>			<u>Depreciation</u>	<u>Net Block</u>
<i>Description of assets</i>	<i>As at 01/04/2017</i>	<i>Addition</i>	<i>Sale/adjust.</i>	<i>As at 31/03/2018</i>	<i>For the year</i>
					<i>As at 31/03/2018</i>
Lands	98054695	-	-	98054695	98054695
Extention of Buildings	796055	-	-	796055	796055
BAPS Gate	-	235360	-	235360	235360
Buildings	348699	-	-	348699	348699
Computers	4519573	62150	-	4581723	4581723
Furniture, etc	7759810	207452	-	7967262	7967262
Furniture - VC Bunglow	249832	-	-	249832	249832
Furniture in Computer Lat	239350	-	-	239350	239350
Office equipments	4026345	63438	-	4089783	4089783
Library Books	1936838	345383	-	2282221	2282221
Library Server	-	212750	-	212750	212750
Sports Equipments	175985	581990	-	757975	757975
Vehicles*	1728261	-	-	1728261	1728261
Total Rs	119835443	1708523	-	121543966	121543966
Prev. year Rs	99124852	20710591	-	119835443	119835443
<b>7 INVESTMENTS</b>					
7.1 Earmarked Fund Investments					
SSSU - Students' Welfare Fund - Dena Bank					
Bank Fixed Deposits					
Total Rs.					
<b>8 CURRENT ASSETS, LOANS &amp; ADVANCES</b>					
Cash & Bank Balances					
8.1 Bank Balances :					
Balance In Fixed Deposit Accounts					
Bank Saving A/cs					
8.2 Cash in hand					
8.3 Receivables					
Sponsored Project - debit Balance					
Income Tax - TDS					
Other receivables					
Sub total - A					



ANNEXURE - 3

SCHEDULE OF FIXED ASSETS FOR THE YEAR ENDED 31ST MARCH, 2019

Description of Assets	Gross Block			Depreciation(Capital Fund Created)				Net Block		
	As at 01-04-2018	Addition	Sales/ Deduction	As at 31-03-2019	Up to 01-04-2018	Adjust- ment	For the year	Up to 31-03-2019	As at 31-03-2019	As at 31-03-2018
Land and Buildings	9,94,34,809	-	-	9,94,34,809	-	-	-	-	9,94,34,809	9,94,34,809
Computer systems	39,90,365	1,35,625	-	41,25,990	-	-	-	-	41,25,990	39,90,365
Furniture & Dead stocks :	84,56,444	2,86,584	-	87,43,028	-	-	-	-	87,43,028	84,56,444
Office equipment	40,89,783	1,32,190	-	42,21,973	-	-	-	-	42,21,973	40,89,783
Lary books	22,82,221	6,95,782	-	29,78,002	-	-	-	-	29,78,002	22,82,221
Lary Server - Computers	2,12,750	-	-	2,12,750	-	-	-	-	2,12,750	2,12,750
Printers Equipment	7,57,975	90,370	-	8,48,345	-	-	-	-	8,48,345	7,57,975
Intangible Assets :	17,28,261	-	-	17,28,261	-	-	-	-	17,28,261	17,28,261
Intangible Assets :	5,91,358	-	-	5,91,358	-	-	-	-	5,91,358	5,91,358
Total	12,15,43,966	13,40,551	-	12,28,84,516	-	-	-	-	12,28,84,516	2,15,17,799
including work-in-progress	-	-	-	-	-	-	-	-	-	-
Total	12,15,43,966	13,40,551	-	12,28,84,516	-	-	-	-	12,28,84,516	12,15,43,966
Previous year Rs.	11,98,35,443	17,08,523	-	12,15,43,966	-	-	-	-	12,15,43,966	11,98,35,443



*Rajendra R. Parnik*  
REGISTRAR,  
Shree Somnath Sanskrit University  
Veraval, Dist. Junagadh (Gujarat)

15th  
Annual Report  
With  
Audited Financial Statements  
For F.Y. - 2019/20

---

Shree Somnath Sanskrit University

4.2.4

## ANNEXURE - 5

## SCHEDULE OF FIXED ASSETS FOR THE YEAR ENDED 31ST MARCH, 2020

Description of Assets	Gross Block			Depreciation (Capital Fund Created)				Net Block		
	As at 02-04-2019	Addition	Sales/ Deduction	As at 31-03-2020	Up to 02-04-2019	Adjust- ment	For the year	Up to 31-03-2020	As at 31-03-2020	As at 01-04-2019
Land and Buildings	9,94,34,809	14,03,681	-	10,08,38,490	-	-	-	-	10,08,38,490	9,94,34,809
Computer systems	43,38,740	13,01,731	-	56,40,471	-	-	-	-	56,40,471	43,38,740
Furniture & Dead stocks :	87,43,028	10,68,016	-	98,11,044	-	-	-	-	98,11,044	87,43,028
Office equipment	42,21,973	4,70,079	1,16,780	45,75,272	-	-	-	-	45,75,272	42,21,973
Library books	29,78,002	6,71,452	-	36,49,454	-	-	-	-	36,49,454	29,78,002
Sports Equipment	8,48,345	1,54,410	-	10,02,755	-	-	-	-	10,02,755	8,48,345
Vehicles	17,28,261	-	-	17,28,261	-	-	-	-	17,28,261	17,28,261
Intangible Assets :	5,91,358	21,275	-	6,12,633	-	-	-	-	6,12,633	5,91,358
Total	12,28,84,516	50,90,644	1,16,780	12,78,58,380	-	-	-	-	12,78,58,380	2,28,58,349
Building work-in-progress	-	-	-	-	-	-	-	-	-	-
Grand Total	12,28,84,516	50,90,644	1,16,780	12,78,58,380	-	-	-	-	-	-
Previous year Rs.	12,15,43,966	13,40,551	-	12,28,84,516	-	-	-	-	12,28,84,516	12,15,43,966



EPEBX System	262,493.00	-	-	262,493.00	-	-	-	-	262,493.00	262,493.00
LED Light Penal	42,600.00	-	-	42,600.00	-	-	-	-	42,600.00	42,600.00
Sub-total	4,221,973.00	470,079.00	116,780.00	4,575,272.00	-	-	-	-	4,575,272.00	4,221,973.00
<b>Library books</b>	2,978,002.00	671,452.00	-	3,649,454.00	-	-	-	-	3,649,454.00	2,978,002.00
<b>Library server</b>	212,750.00	-	-	212,750.00	-	-	-	-	212,750.00	212,750.00
<b>Library softwer</b>	-	21,275.00	-	21,275.00	-	-	-	-	21,275.00	-
<b>Sports Equipment</b>	848,345.00	154,410.00	-	1,002,755.00	-	-	-	-	1,002,755.00	848,345.00
<b>Vehicles</b>										
Bi-cycles	5,570.00	-	-	5,570.00	-	-	-	-	5,570.00	5,570.00
Toyota Innova Car	1,243,285.00	-	-	1,243,285.00	-	-	-	-	1,243,285.00	1,243,285.00
Maruti Esteem Car	479,406.00	-	-	479,406.00	-	-	-	-	479,406.00	479,406.00
Sub-total	1,728,261.00	-	-	1,728,261.00	-	-	-	-	1,728,261.00	1,728,261.00
<b>Intangible Assets :</b>										
Computer Software	591,358.00	-	-	591,358.00	-	-	-	-	591,358.00	591,358.00
Sub-total	591,358.00	-	-	591,358.00	-	-	-	-	591,358.00	591,358.00
Total	122,293,158.00	5,090,644.00	116,780.00	127,267,022.00	-	-	-	-	127,267,022.00	122,293,158.00
Building work-in-progress	-	-	-	-	-	-	-	-	-	-
Grand Total	122,884,516.00	5,090,644.00	116,780.00	127,858,380.00	-	-	-	-	127,858,380.00	122,884,516.00
Previous year Rs.	121,543,965.50	1,340,550.50	-	122,884,516.00	-	-	-	-	122,884,516.00	121,543,965.50